

浙大三色

Email:sensing@sensingm.com

Tel:+86 571 85021543 Fax:+86 571 87977635

---

## ROLED

---

灯具名称: 投光灯

灯具描述: F1121A-1-24DC-RC-Y (12-XL-1RGBWN-AJ, P4)

报告编号:

电压(V): 24.1000

测试编号: 20210411008

电流(A): 0.2390

光源规格型号: XL

功率(W): 5.7000

每个光源光通量(lm)

功率因数: 1.0240

光源数量: 1

镇流器型号:

发光面长度(mm): 50

发光面宽度(mm): 50

测试模式: C

发光面高度(mm): 0

---

## 光度结果

---

灯具光通量(lm): 233.14

灯具效能(lm/w): 40.90

中心光强(cd): 2646.680

最大光强(cd): 2708.837

最大光强角度: C=180.0  $\gamma$ =2.0

半峰边角(50%Imax): [C0/180]Total=13.9

[C90/270]Total=13.7

光束扩散角(10%Imax): [C0/180]Total=24.7

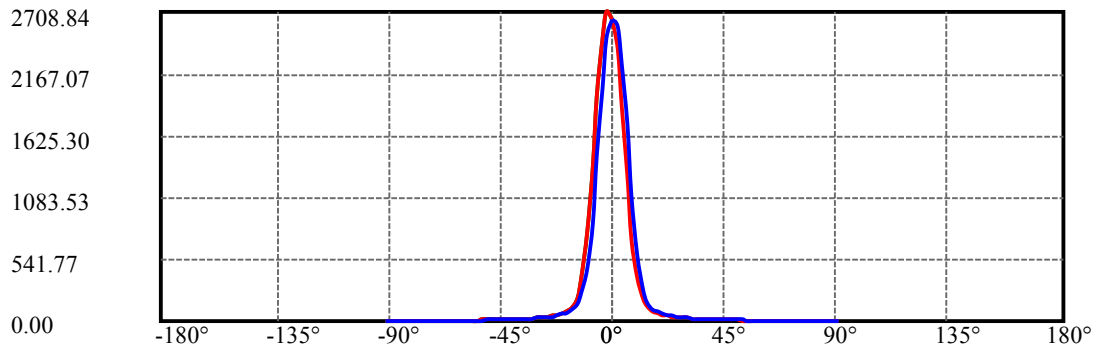
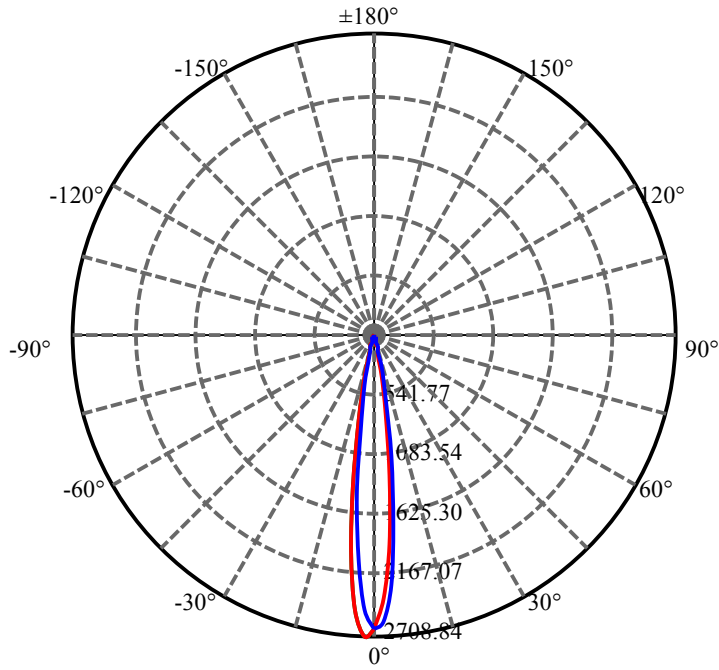
[C90/270]Total=24.2

---

测试设备: GMS1800  
环境温度(°C): 25.0

测试日期: 2021/4/11  
环境湿度(%): 60.0%

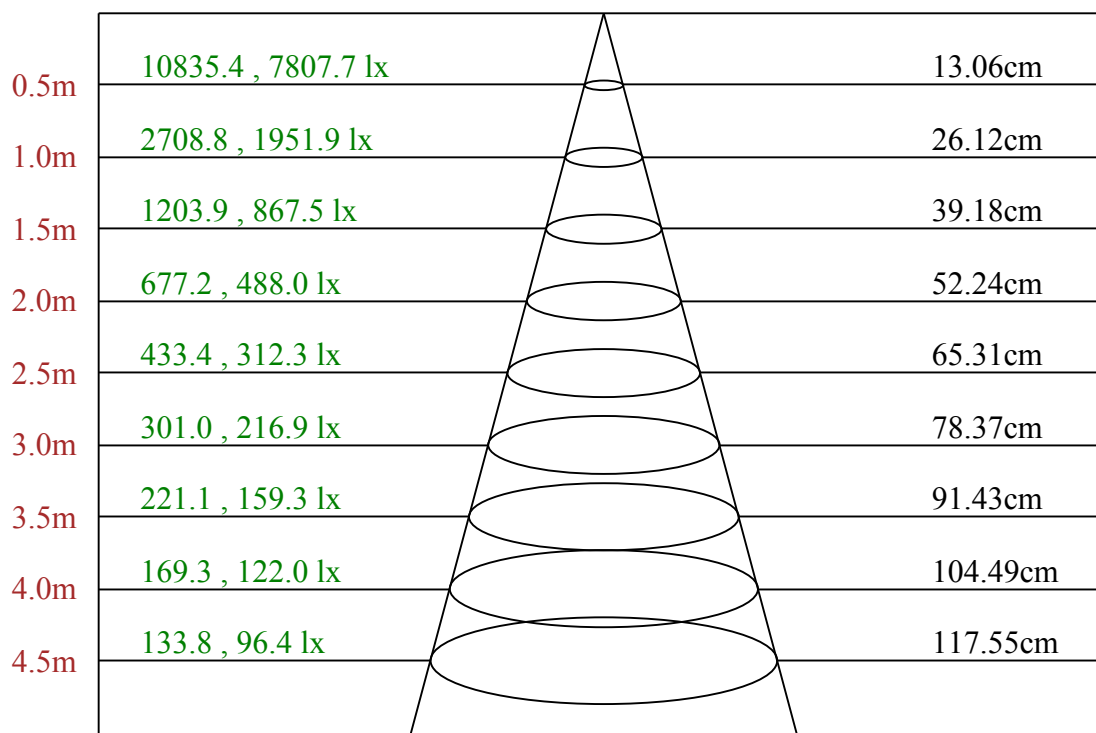
测试人员: anpeilou  
测试距离(m): 8.76



C180(Max): ———  
C0/C180: ———  
C90/C270: ———

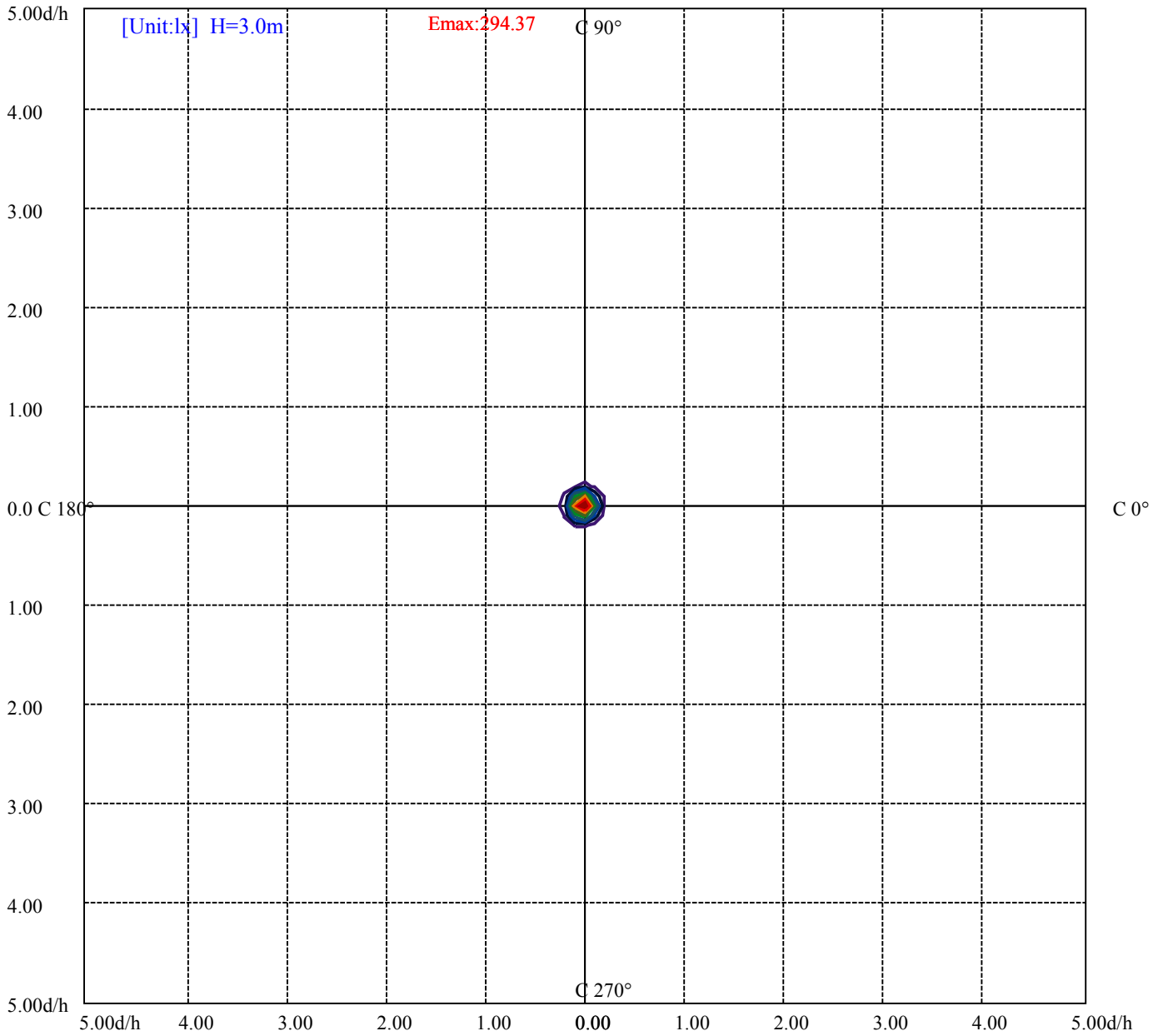
ROLED 投光灯

照度距离图表



Max , Ave C180面光束角14.88

ROLED 投光灯  
平面等照度曲线



- (10%Emax) 29.43722
- (20%Emax) 58.87434
- (30%Emax) 88.31155
- (40%Emax) 117.7489
- (50%Emax) 147.1856
- (60%Emax) 176.6233
- (70%Emax) 206.06
- (80%Emax) 235.4978
- (90%Emax) 264.9344

测试设备: GMS1800  
环境温度(°C): 25.0

测试日期: 2021/4/11  
环境湿度(%): 60.0%

测试人员: anpeilou  
测试距离(m): 8.76

# ROLED 投光灯

## 灯具的亮度限制曲线(灯具无发光侧边)

亮度值表

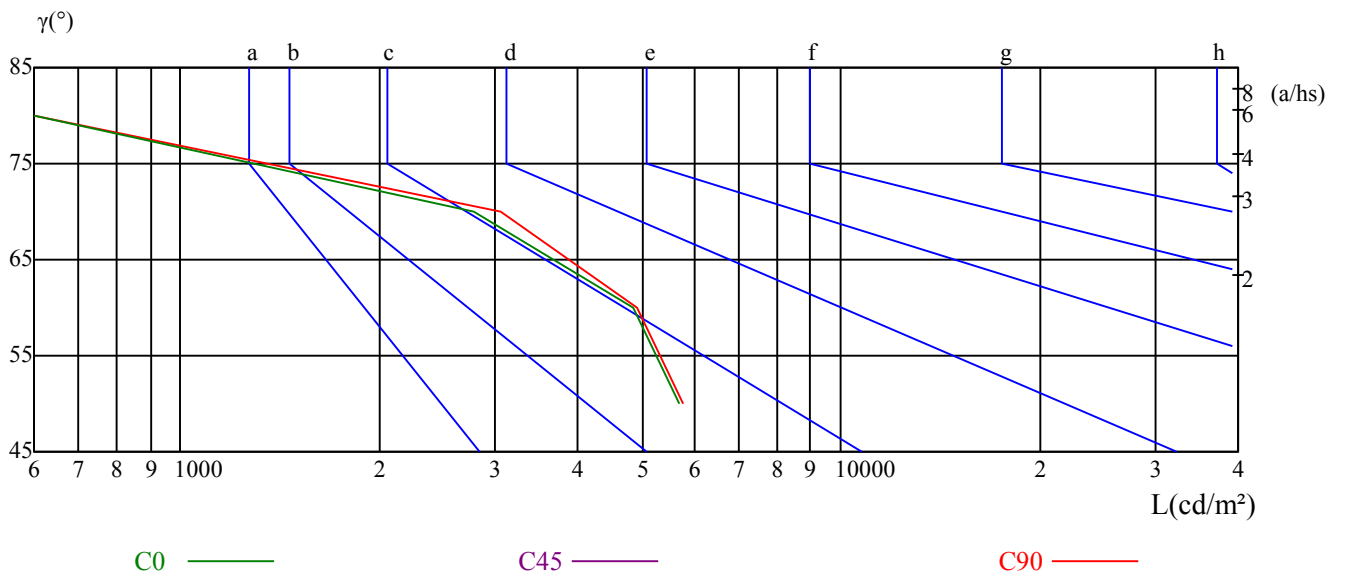
$\gamma$	45	50	55	60	65	70	75	80	85
C0	0	5683	0	4850	0	2782	0	354	0
C45	0	0	0	0	0	0	0	0	0
C90	0	5778	0	4911	0	3051	0	530	0

L横(65)	L纵(65)	L45(65)	L横(75)	L纵(75)	L45(75)	L横(85)	L纵(85)	L45(85)
0	0	0	0	0	0	0	0	0

眩光等级表

眩光等级	质量等级	使用照度(lx)							
1.15	A	2000	1000	500	<=300				
1.5	B		2000	1000	500	<=300			
1.85	C			2000	1000	500	<=300		
2.2	D				2000	1000	500	<=300	
2.55	E					2000	1000	500	<=300
		a	b	c	d	e	f	g	h

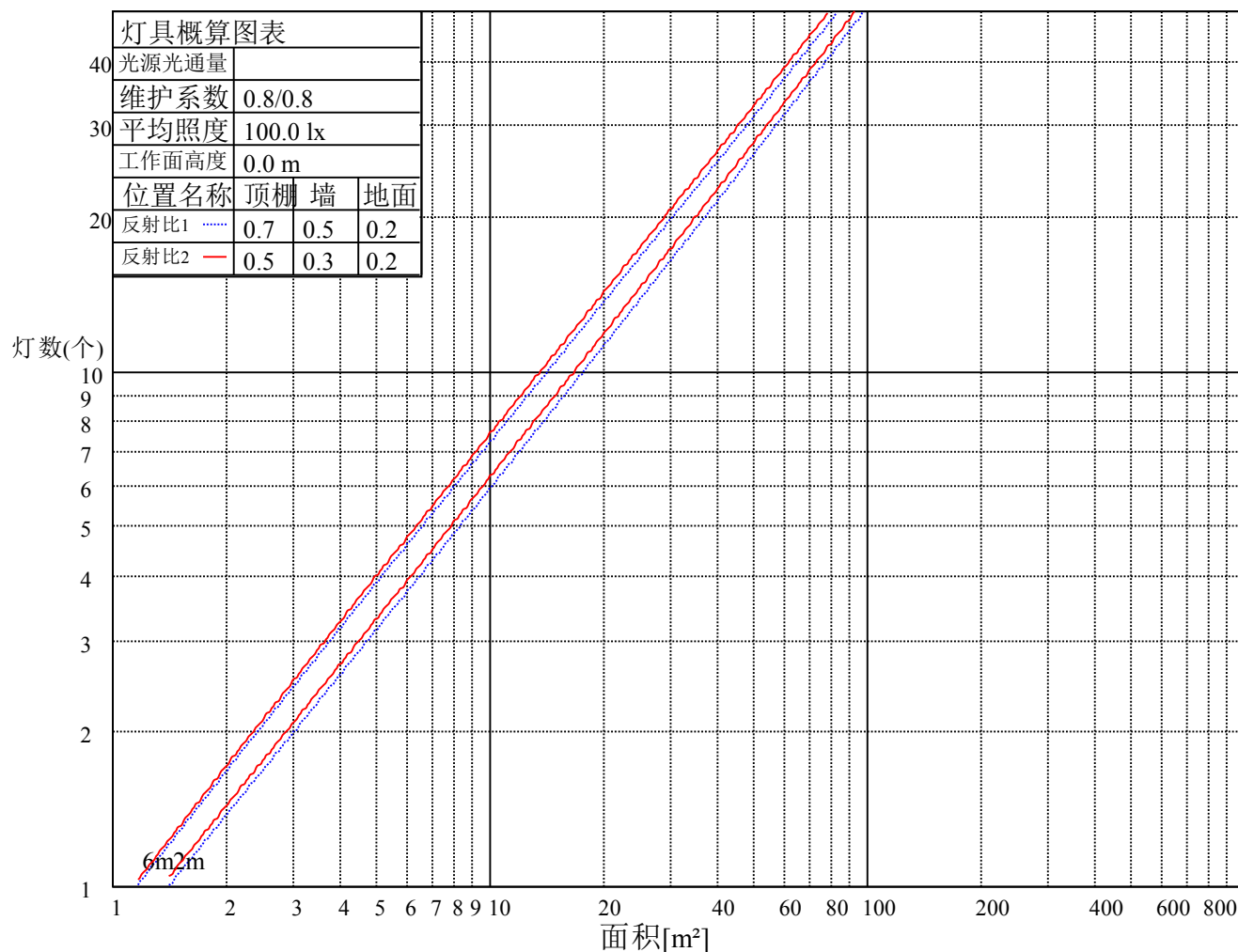
亮度限制曲线



参照UGR的照射评估											
天花板反射率	70	70	50	50	30	70	70	50	50	30	
墙壁反射率	50	30	50	30	30	50	30	50	30	30	
地板反射率	20	20	20	20	20	20	20	20	20	20	
空间尺寸	Viewed crosswise					Viewed endwise					
X	Y										
2H	2H	17.57	18.57	17.94	18.88	19.19	17.67	18.67	18.04	18.98	19.29
	3H	18.41	19.29	18.79	19.62	19.99	18.54	19.42	18.93	19.75	20.12
	4H	18.53	19.34	18.93	19.69	20.08	18.68	19.49	19.08	19.84	20.23
	6H	18.48	19.22	18.89	19.59	19.99	18.63	19.37	19.05	19.75	20.14
	8H	18.42	19.12	18.86	19.51	19.92	18.58	19.27	19.01	19.67	20.08
	12H	18.37	19.03	18.80	19.42	19.85	18.52	19.19	18.96	19.57	20.00
4H	2H	17.83	18.64	18.24	19.00	19.39	17.92	18.73	18.33	19.08	19.47
	3H	18.79	19.45	19.20	19.86	20.26	18.92	19.58	19.33	19.99	20.39
	4H	18.93	19.52	19.37	19.94	20.39	19.08	19.67	19.52	20.09	20.54
	6H	18.89	19.39	19.36	19.84	20.32	19.04	19.55	19.51	20.00	20.47
	8H	18.82	19.29	19.30	19.74	20.22	18.98	19.45	19.46	19.90	20.37
	12H	18.77	19.17	19.26	19.66	20.14	18.92	19.32	19.41	19.81	20.29
8H	4H	18.88	19.35	19.36	19.80	20.27	19.02	19.49	19.50	19.94	20.41
	6H	18.84	19.20	19.35	19.71	20.19	18.98	19.35	19.49	19.86	20.34
	8H	18.77	19.10	19.31	19.62	20.12	18.92	19.25	19.45	19.77	20.27
	12H	19.50	19.78	20.02	20.28	20.86	19.64	19.92	20.17	20.42	21.00
12H	4H	18.82	19.22	19.31	19.71	20.19	18.96	19.36	19.45	19.85	20.33
	6H	19.03	19.10	19.31	19.57	20.12	19.17	19.25	19.46	19.72	20.27
	8H	18.73	19.01	19.25	19.51	20.09	18.87	19.15	19.40	19.65	20.23
对应照射距离，改变观察者位置S											
S = 1.0H	0.4/-0.6					0.4/-0.7					
S = 1.5H	1.0/-1.3					1.1/-1.2					
S = 2.0H	2.9/-2.3					2.8/-2.3					
标准表格	BK2					BK2					
更正系数	-3.7					-3.7					

# ROLED 投光灯

## 灯具的概算曲线



RHOCC	80			70			50			30			10			0
RHOW	50	30	10	50	30	10	50	30	10	50	30	10	50	30	10	0
RCR	COEFFICIENTS OF UTILIZATION RHOFC=20 CU															
0	1.19	1.19	1.19	1.16	1.16	1.16	1.11	1.11	1.11	1.06	1.06	1.06	1.02	1.02	1.02	1.00
1	1.13	1.11	1.09	1.11	1.09	1.07	1.07	1.05	1.04	1.03	1.02	1.01	1.00	0.99	0.98	0.96
2	1.07	1.04	1.02	1.06	1.03	1.01	1.03	1.00	0.98	1.00	0.98	0.96	0.97	0.96	0.94	0.93
3	1.03	0.99	0.96	1.01	0.98	0.95	0.99	0.96	0.94	0.97	0.94	0.92	0.95	0.93	0.91	0.90
4	0.99	0.95	0.92	0.98	0.94	0.91	0.96	0.93	0.90	0.94	0.91	0.89	0.92	0.90	0.88	0.87
5	0.96	0.91	0.88	0.95	0.91	0.88	0.93	0.90	0.87	0.92	0.89	0.87	0.90	0.88	0.86	0.85
6	0.93	0.89	0.86	0.92	0.88	0.85	0.91	0.87	0.85	0.89	0.87	0.84	0.88	0.86	0.84	0.83
7	0.90	0.86	0.83	0.90	0.86	0.83	0.89	0.85	0.83	0.88	0.85	0.82	0.87	0.84	0.82	0.81
8	0.88	0.84	0.81	0.88	0.84	0.81	0.87	0.83	0.81	0.86	0.83	0.81	0.85	0.82	0.80	0.79
9	0.86	0.82	0.80	0.86	0.82	0.80	0.85	0.82	0.79	0.84	0.81	0.79	0.84	0.81	0.79	0.78
10	0.84	0.81	0.78	0.84	0.81	0.78	0.83	0.80	0.78	0.83	0.80	0.78	0.82	0.80	0.78	0.77



# ROLED 投光灯

光强数据表(cd)

C/γ(°)	0.0	2.0	4.0	6.0	8.0	10.0	12.0	14.0	16.0
0.0	2646.68	2371.96	1877.77	1263.87	715.19	392.13	197.52	126.46	89.94
30.0	2662.79	2414.93	1946.83	1364.39	781.19	419.75	226.91	137.44	95.62
60.0	2635.94	2430.28	1992.88	1435.84	826.31	426.81	237.20	141.58	97.69
90.0	2639.77	2570.71	2254.55	1711.25	1104.25	583.21	291.68	163.07	107.82
120.0	2642.84	2632.10	2348.94	1827.89	1209.00	643.44	320.76	167.67	108.28
150.0	2616.75	2705.00	2518.53	2055.03	1452.64	824.16	394.43	203.43	123.47
180.0	2646.68	2708.84	2466.35	1965.25	1361.86	768.45	385.45	208.04	124.93
210.0	2662.79	2658.19	2344.33	1806.40	1195.42	680.74	355.30	201.13	123.09
240.0	2635.94	2594.50	2266.06	1704.34	1104.25	626.95	399.80	191.23	117.10
270.0	2639.77	2466.35	2042.75	1448.50	862.84	448.99	248.94	147.95	98.84
300.0	2642.84	2430.28	1987.50	1355.19	808.81	412.08	215.56	134.06	95.77
330.0	2616.75	2328.99	1797.19	1204.70	660.71	327.13	179.87	118.87	85.87
360.0	2646.68	2371.96	1877.77	1263.87	715.19	392.13	197.52	126.46	89.94
C/γ(°)	18.0	20.0	22.0	24.0	26.0	28.0	30.0	32.0	34.0
0.0	70.29	58.01	47.65	40.36	34.76	30.39	26.47	23.10	20.26
30.0	74.67	60.24	49.04	41.13	35.38	30.93	26.70	23.64	20.80
60.0	75.28	61.16	49.65	41.52	35.30	30.62	26.63	23.48	20.72
90.0	79.65	63.92	51.95	42.67	35.76	31.00	27.01	23.64	21.18
120.0	79.58	63.23	50.95	41.98	34.76	29.70	25.78	22.64	20.18
150.0	88.71	67.84	54.48	44.05	36.07	30.70	26.86	23.64	20.80
180.0	86.79	66.68	54.18	44.12	36.76	31.39	27.47	24.86	22.41
210.0	86.94	66.68	53.33	43.97	36.68	31.54	27.55	24.10	21.41
240.0	84.72	66.07	53.64	43.66	36.83	32.08	27.78	24.40	21.56
270.0	75.43	60.16	49.27	40.52	34.84	30.16	26.32	23.33	20.64
300.0	73.13	59.47	49.11	40.82	34.92	30.23	26.55	23.33	20.72
330.0	67.84	55.79	45.58	38.91	33.61	29.08	25.55	22.71	20.03
360.0	70.29	58.01	47.65	40.36	34.76	30.39	26.47	23.10	20.26
C/γ(°)	36.0	38.0	40.0	42.0	44.0	46.0	48.0	50.0	52.0
0.0	17.88	16.19	14.35	12.82	11.59	10.74	9.98	9.13	8.36
30.0	18.57	16.65	14.96	13.51	12.12	11.20	10.21	9.44	8.59
60.0	18.34	16.58	14.89	13.43	12.12	11.05	10.13	9.21	8.36
90.0	18.65	16.73	15.04	13.51	12.35	11.13	10.28	9.29	8.59
120.0	17.96	16.19	14.81	13.51	12.35	11.20	9.98	9.29	8.44
150.0	18.57	16.81	15.27	14.12	12.82	11.20	10.28	9.59	8.82
180.0	19.41	17.19	15.50	14.20	12.82	11.05	10.36	9.52	8.75
210.0	19.11	17.04	15.42	14.20	12.58	11.20	10.28	9.52	8.67
240.0	19.18	17.27	15.73	14.04	12.66	11.20	10.36	9.44	8.59
270.0	18.42	16.50	14.81	13.43	12.12	10.97	9.90	9.06	8.29
300.0	18.26	16.42	14.58	13.05	11.82	10.90	9.98	9.06	8.21
330.0	17.88	16.11	14.43	12.89	11.66	10.74	9.82	9.06	8.21
360.0	17.88	16.19	14.35	12.82	11.59	10.74	9.98	9.13	8.36
C/γ(°)	54.0	56.0	58.0	60.0	62.0	64.0	66.0	68.0	70.0
0.0	7.83	7.21	6.60	6.06	5.45	4.53	3.68	3.07	2.38
30.0	7.90	7.37	6.75	6.14	5.45	4.60	3.84	3.15	2.53
60.0	7.75	7.21	6.60	6.06	5.37	4.60	3.68	2.99	2.46
90.0	7.98	7.37	6.75	6.14	5.29	4.53	3.76	3.22	2.61
120.0	7.75	7.29	6.60	6.06	5.22	4.37	3.61	3.07	2.53
150.0	8.06	7.52	6.91	6.14	5.37	4.45	3.84	3.30	2.76
180.0	8.06	7.52	6.98	5.99	5.06	4.37	3.76	3.15	2.61
210.0	8.06	7.44	6.91	6.06	5.06	4.22	3.61	2.99	2.46
240.0	7.90	7.37	6.75	5.83	5.14	4.22	3.45	2.92	2.38
270.0	7.75	7.14	6.52	5.68	4.83	3.99	3.38	2.76	2.23
300.0	7.67	7.14	6.52	5.91	4.99	4.22	3.45	2.84	2.23
330.0	7.60	6.98	6.45	5.83	5.06	4.14	3.45	2.76	2.30
360.0	7.83	7.21	6.60	6.06	5.45	4.53	3.68	3.07	2.38

# ROLED 投光灯

## 光强数据表(cd)

附页 第 10页 共10页

C/γ(°)	72.0	74.0	76.0	78.0	80.0	82.0	84.0	86.0	88.0
0.0	1.76	1.38	0.92	0.46	0.15	0.23	0.15	0.00	0.00
30.0	2.00	1.46	0.92	0.46	0.23	0.23	0.15	0.08	0.00
60.0	1.92	1.46	0.84	0.46	0.15	0.08	0.15	0.00	0.00
90.0	2.00	1.61	1.00	0.54	0.23	0.15	0.15	0.00	0.00
120.0	2.00	1.46	0.92	0.54	0.23	0.23	0.15	0.08	0.00
150.0	2.15	1.61	1.07	0.61	0.31	0.15	0.08	0.00	0.00
180.0	2.00	1.53	1.00	0.46	0.23	0.15	0.00	0.00	0.00
210.0	2.00	1.38	0.84	0.46	0.15	0.15	0.08	0.08	0.00
240.0	1.84	1.30	0.92	0.38	0.15	0.08	0.08	0.08	0.00
270.0	1.69	1.15	0.69	0.38	0.15	0.15	0.08	0.00	0.00
300.0	1.76	1.30	0.69	0.31	0.23	0.15	0.08	0.00	0.00
330.0	1.76	1.23	0.69	0.38	0.15	0.15	0.08	0.00	0.00
360.0	1.76	1.38	0.92	0.46	0.15	0.23	0.15	0.00	0.00
C/γ(°)	90.0								
0.0	0.00								
30.0	0.00								
60.0	0.00								
90.0	0.00								
120.0	0.00								
150.0	0.00								
180.0	0.00								
210.0	0.00								
240.0	0.00								
270.0	0.00								
300.0	0.00								
330.0	0.00								
360.0	0.00								